



Home Office

Individuals referred to and supported through the *Prevent* Programme, April 2017 to March 2018

Statistical bulletin 31/18

13 December 2018

Further information

The 'Individuals referred to and supported through the *Prevent* Programme, April 2017 to March 2018' publication and other Home Office statistical releases are available from the [Statistics at Home Office](#) pages on the GOV.UK website.

The dates of forthcoming publications are pre-announced and can be found via the [GOV.UK statistical release calendar](#).

Contents

1	Key findings	4
2	Introduction	6
3	People referred to the <i>Prevent</i> Programme	9
4	Demographics	12
5	Additional points of interest	16

1 Key findings

1.1 People referred to the *Prevent* Programme

In 2017/18, a total of 7,318 individuals were subject to a referral due to concerns that they were vulnerable to being drawn into terrorism. It should be noted that a number of terrorist attacks occurred in the month prior to and during the time period covered by this publication¹, which will likely have had an effect on the number of referrals.

The sectors accounting for the highest number of referrals in 2017/18 were the education sector (2,462; 33%) and the police (2,364; 32%).

Of the 7,318 individuals **referred** to the Prevent programme in 2017/18, 3,096 (42%) left the process requiring no further action, 2,902 (40%) left the process and were signposted to alternative services prior to Channel discussions taking place, and 1,314 (18%) were deemed suitable, through preliminary assessment, to be discussed at a Channel panel.

Of the 1,314 individuals **discussed** at a Channel panel, 920 (70%) did not receive Channel support, and 564 (61%) of these individuals were referred to other services.

The remaining 394 individuals **received** Channel support following a Channel panel. Of these, 298 (76%) individuals have subsequently left the process, and 96 (24%) are currently still receiving Channel support. Of those who have left the Channel process, 251 (84%) did so with no further terrorism-related concerns. The remaining 47 (16%) individuals withdrew from the Channel process, although in some cases support from other services may still be in place and any terrorism risk that might be present is managed by the police.

1.2 Age

In 2017/18, of the 7,318 individuals **referred**, the majority (4,144; 57%) were aged 20 years or under. Those aged 20 years or under also made up the majority of the 1,314 individuals **discussed** at a Channel panel (818; 62%) and the 394 individuals that **received** Channel support (259; 66%).

1.3 Gender

In 2017/18, of the 7,318 individuals **referred**, the majority were male (6,356; 87%). Males also made up the majority of the 1,314 individuals **discussed** at a Channel panel (1,130; 86%) and the 394 individuals that **received** Channel support (353; 90%).

1.4 Type of Concern

In 2017/18, of the 7,318 individuals **referred**, 3,197 (44%) were referred for concerns related to Islamist extremism and 1,312 (18%) were referred for concerns related right wing extremism.

Of the 1,314 individuals **discussed** at a Channel Panel, 662 (50%) were referred for concerns related to Islamist extremism and 427 (32%) were referred for concerns related to right wing extremism.

Of the 394 individuals who **received** Channel support, 179 (45%) were referred for concerns related to Islamist extremism and 174 (44%) were referred for concerns related to the right wing extremism.

1.5 Region

In 2017/18, of the 7,318 individuals **referred**, the largest proportion was from London (1,660; 23%), followed by the North East region (1,223; 17%).

¹ Manchester, London Bridge and Finsbury park occurred in Q1 2017/18 and Parsons Green in Q2 2017/18. Westminster occurred at the end of Q4 2016/17.

The largest proportion of the 1,314 individuals **discussed** at a Channel panel in 2017/18 was from London (262; 20%) followed by the West Midlands region (248; 19%). Of the 394 individuals who **received** Channel support, the largest proportions were from the North West region (83) and the West Midlands region (81), with each making up 21% of the individuals supported.

2 Introduction

2.1 General Introduction

This release contains statistics on the number of individuals referred to and supported through the *Prevent* Programme in England and Wales from April 2017 to March 2018. It includes their journey from referral to support, followed by demographic statistics including: age, gender, concern raised by the initial referrer and geographical location of the individual. Tables relating to these statistics can be found in Annex A, and include figures relating to the individuals referred to and supported through the *Prevent* Programme from April 2017 to March 2018. Annex B includes figures related to the individuals referred to and supported through the Channel programme from April 2012 to March 2017. It should be noted that the data collection period immediately followed one terrorist attack² and covered a further four³, so reflects activity at a time of potentially heightened awareness of terrorism-related concerns.

This introduction gives a brief overview of how vulnerable people are supported through the *Prevent* programme. For more information about the process, please see the following publications on the GOV.UK website: [Prevent strategy](#), [Prevent duty guidance](#), [Channel duty guidance](#) and [2018 CONTEST strategy](#).

2.2 The *Prevent* strategy

The *Prevent* strategy forms part of the Government's wider counter-terrorism strategy, known as CONTEST. The latest version of CONTEST was published in June 2018. *Prevent* aims to safeguard people from becoming terrorists or supporting terrorism. *Prevent* addresses all forms of terrorism, including when it is inspired by Islamist or right wing ideologies.

2.3 Identification and Referrals

If a member of the public, or someone working with the public has a concern about a person they know who may be radicalised, they can raise these concerns with their local authority safeguarding team or the police for an assessment.

Staff working in organisations which have contact with the public may receive training which can help them to identify people who may be vulnerable to being drawn into terrorism, and what to do about it. Local authorities, schools, colleges, universities, health bodies, prisons, probation organisations, and the police are subject to a statutory duty through the Counter-Terrorism and Security Act 2015 to include in their day-to-day work consideration of the need to safeguard people from being drawn into terrorism.

2.4 Initial Assessment

A very early screening stage by police may eliminate some referrals before they are recorded on the Police Case Management tracker if they are based on incomplete and obviously inaccurate information. All referrals with a concern around vulnerability to radicalisation are screened by the police to check that the individual is not already part of, or should be part of, a terrorism investigation, as in most cases these individuals are not appropriate for Channel support. Once this has taken place, in many cases the initial assessment of a referral concludes that no further action is required. In others, a person's vulnerability may be assessed as not linked to radicalisation and an onward referral might be made for another form of support. These referrals are confidential and do not result in a criminal record or any other form of sanction.

2.5 The Channel Programme

The Channel programme in England and Wales is a voluntary initiative that provides a multi-agency approach to support people vulnerable to being drawn into terrorism. For those individuals where the police assess there is a risk of radicalisation, a Channel panel chaired by the local authority, and

² Westminster occurred at the end of Q4 2016/17.

³ Manchester, London Bridge and Finsbury park occurred in Q1 2017/18 and Parsons Green in Q2 2017/18.

attended by other partners, such as representatives from education and health services, will meet to discuss the referral, assess the extent of the vulnerability, and decide on a tailored package of support to be offered to the individual. Channel panels will only offer support where they consider that it is necessary and proportionate to do so, given all the circumstances of the case. A Channel panel may decide that a person's vulnerabilities are not terrorism-related and refer the person to other forms of support. Information shared among partners is strictly in accordance with the terms of the Data Protection Act.

The Counter-Terrorism and Security Act 2015 placed the Channel programme on a statutory footing and created a duty on each local authority in England and Wales to ensure that there is a panel in place for its area. Statutory guidance for Channel panels was published in March 2015.

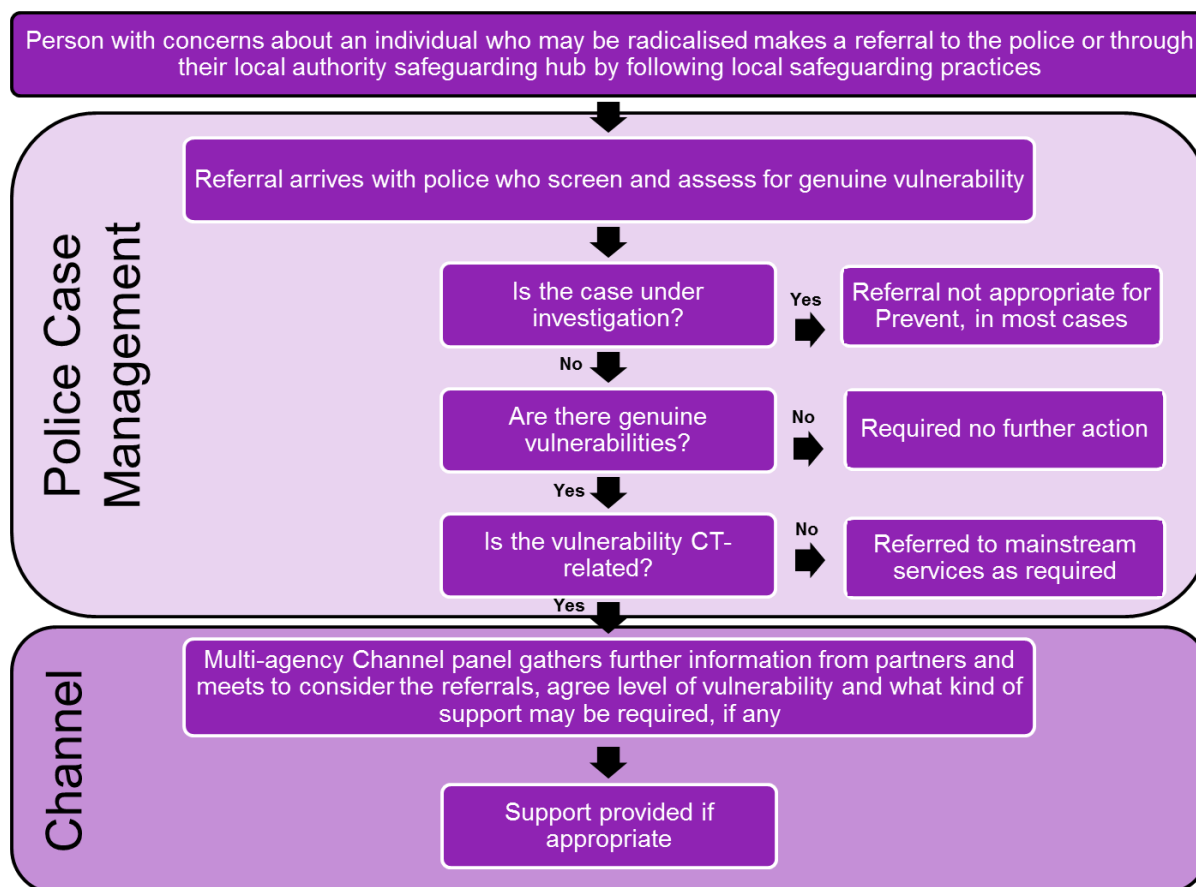
2.6 Providing support and leaving the programme

Participation in the Channel programme is voluntary and confidential. Many types of support are available, addressing educational, vocational, mental health, and other vulnerabilities. Ideological mentoring is common.

A Channel panel will, on a monthly basis, monitor the progress of an individual in receipt of Channel support. When the panel decides that a person has no further terrorism-related concerns they will leave the Channel programme. Support to address particular non-radicalisation related concerns could continue in some cases and would be managed outside of the Channel programme.

People in receipt of support from the Channel programme but who drop out, may be offered alternative forms of support by the local authority or other providers. In these circumstances, any risk of terrorism that they might present will be managed by the police.

Figure 2.1: Prevent process flow diagram



Source: Home Office

2.7 Experimental Statistics

Due to the provisional nature of this dataset, these statistics have been designated as **Experimental Statistics**. It was acknowledged that there was a need for greater consistency in recording referrals across the regions. Work has been undertaken to improve this.

This year, the new category 'Mixed, Unstable, or Unclear Ideology'⁴ has been added to describe type of concern. This category describes cases in which the ideology the individual is presenting with cannot easily be described as one of the existing categories, such as Islamist or right wing extremism. This new category reflects the fact that Channel panels work to support individuals with wide ranging and sometimes extensive vulnerabilities. For example, an individual may present a range of risks and vulnerabilities including but not limited to the risk of radicalisation. In cases such as these, the individual may not have a coherent or single ideology, but may still pose a terrorism risk.

The creation of this new category is as a result of exploration and development of the statistics, and a genuine increase in the number of cases presenting with these kinds of ideology.

If you have any comments on the content or presentation of these statistics, please email: PreventCommunications@homeoffice.gov.uk

⁴ This category reflects instances where the ideology presented is mixed (involving a combination of elements from multiple ideologies), unstable (shifting between different ideologies), or unclear (where the individual does not present a coherent ideology, yet may still pose a terrorism risk).

3 People referred to the *Prevent* Programme

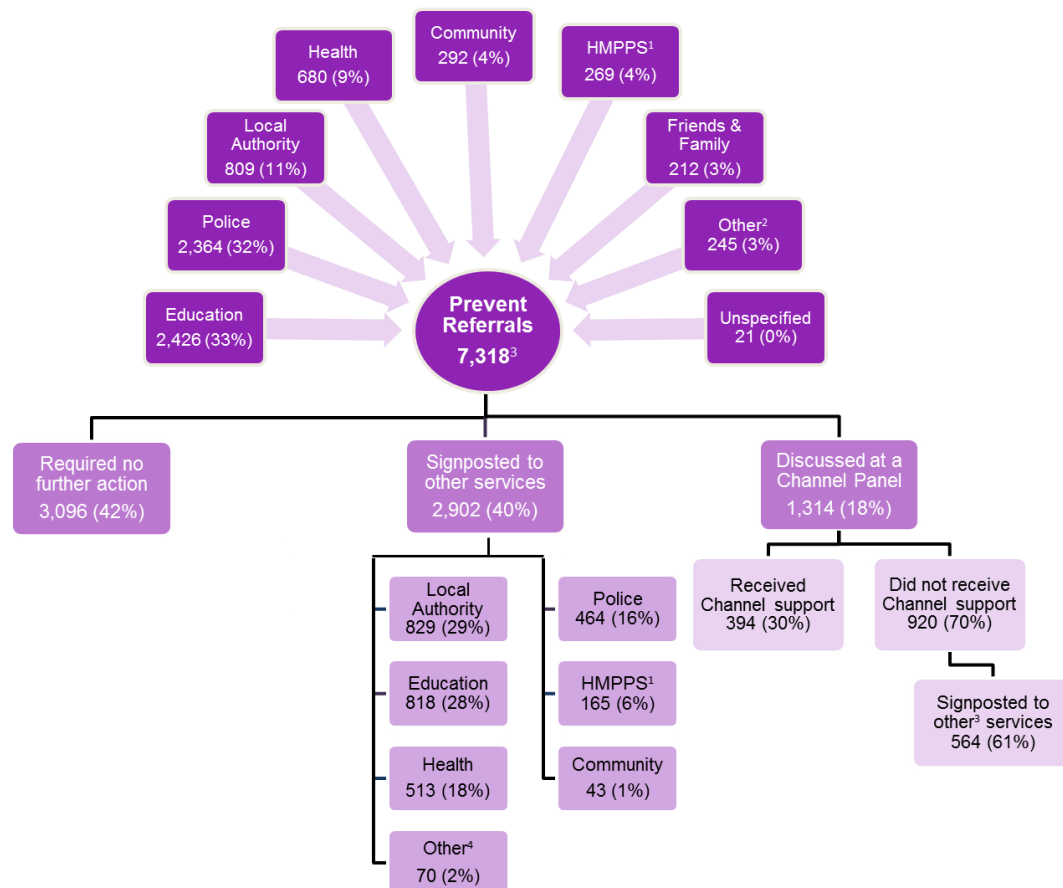
3.1 Introduction

This section presents statistics on the number of individuals referred due to concerns of vulnerability to being drawn into terrorism. It includes the sector of referral and information on how these individuals are assessed and supported, including those who required no further action, a referral to another service, or were reviewed by a Channel panel for support through the Channel programme.

3.2 The Referral Process

In 2017/18, a total of 7,318 individuals were subject to a referral due to concerns that they were vulnerable to being drawn into terrorism (Figure 3.1). The education sector made the most referrals (2,426) accounting for 33%, followed by the police (2,364) accounting for 32% of referrals.

Figure 3.1: Sector of referral and subsequent journey, 2017/18



Source: Table [P.01-02](#), *Home Office*

Notes:

1. Her Majesty's Prison and Probation Service.
2. 'Other' sector of referral includes employment, fire services, military, government (including HO Immigration Enforcement & HMRC) and other.
3. The sum of 'Required no further action', 'Signposted to other services', and 'Discussed at a Channel Panel' do not total the number of Prevent referrals due to 6 open cases at the information gathering stage at the point of data collection.
4. 'Other' services signposted to include HMRC, employment, HO Immigration Enforcement, military and other. Please note: Percentages may not add up to 100 due to rounding.

Of the 7,318 individuals referred in 2017/18:

- 3,096 (42%) left the process requiring no further action;
- 2,902 (40%) left the process and were signposted to alternative services prior to Channel discussions taking place;
- 1,314 (18%) were deemed suitable, through preliminary assessment, to be discussed at a Channel panel.

Of the 2,902 individuals who were referred to alternative services for support, they were most commonly signposted to the local authority (829; 29%).

Of the 1,314 individuals deemed suitable through preliminary assessment to be discussed at a Channel panel in 2017/18:

- 920 (70%) individuals did not receive Channel support. Of these 920, 564 (61%) were signposted to alternative services;
- 394 (30%) individuals received support through the Channel programme. Of the 394, 298 (76%) have left the Channel process and 96 (24%) are currently still receiving Channel support⁵.

Of the 298 individuals who received Channel support in 2017/18 and have subsequently left the process, 251 (84%) left with no further terrorism-related concerns. The remaining 47 (16%) individuals withdrew from the Channel process, although in some cases support from other services may still be in place and any terrorism risk that might be present is managed by the police.

3.3 Referrals by financial quarter

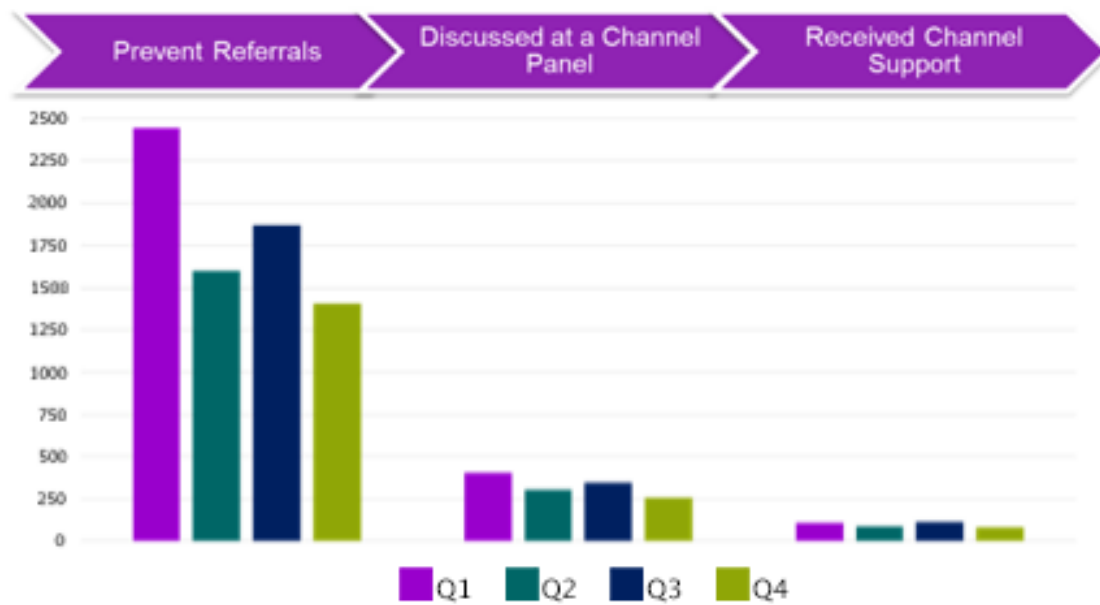
The number of referrals in 2017/18 generally decreased across the year, with a 43% decrease between the peak of 2,444 in Q1 to the low of 1,404 in Q4. However, there was a 17% increase in referrals from Q2 to Q3 (1,602 to 1,868) before decreasing by 25% into Q4.

The number of individuals discussed at a Channel panel and who received Channel support also followed this general decreasing trend, with increases in Q3. The numbers of those discussed at a Channel panel peaked in Q1 (403), whereas the numbers of those receiving Channel support peaked in Q3 (115).

The number of referrals in Q1 increased by 60% compared to Q4 2016/17 (1,526) - this is likely to have been affected by the terrorist attacks that occurred late in Q4 2016/17 and in Q1 2017/18 itself.

⁵ At the date of provision (9 November 2018) 24% were still currently receiving Channel support.

Figure 3.2: Referrals by financial quarter, 2017/18



Source: Table [P.02](#), Home Office

4 Demographics

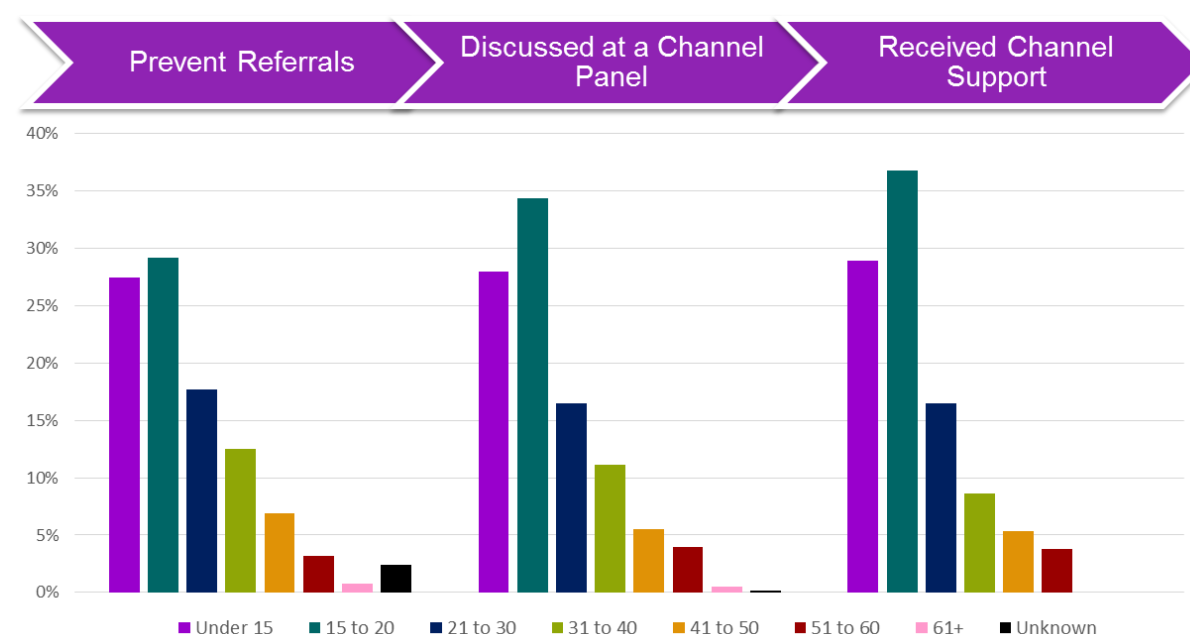
4.1 Introduction

This section presents statistics on individuals: referred due to concerns about their vulnerability to being drawn into terrorism; discussed at a Channel panel; and receiving Channel support by different demographics. These include age, gender, concern raised by the initial referee and geographical location of the individual.

4.2 Age

In 2017/18, of the 7,318 individuals referred, the majority (4,144; 57%) were aged 20 years or under (Figure 4.1). Those aged 20 years or under also made up the majority of the 1,314 individuals discussed at a Channel panel (818; 62%) and the 394 individuals that received Channel support (259; 66%).

Figure 4.1: Age group of those referred, discussed at a Channel panel and who received Channel support, 2017/18



Source: Table [D.01](#), Home Office

Age by Sector of Referral

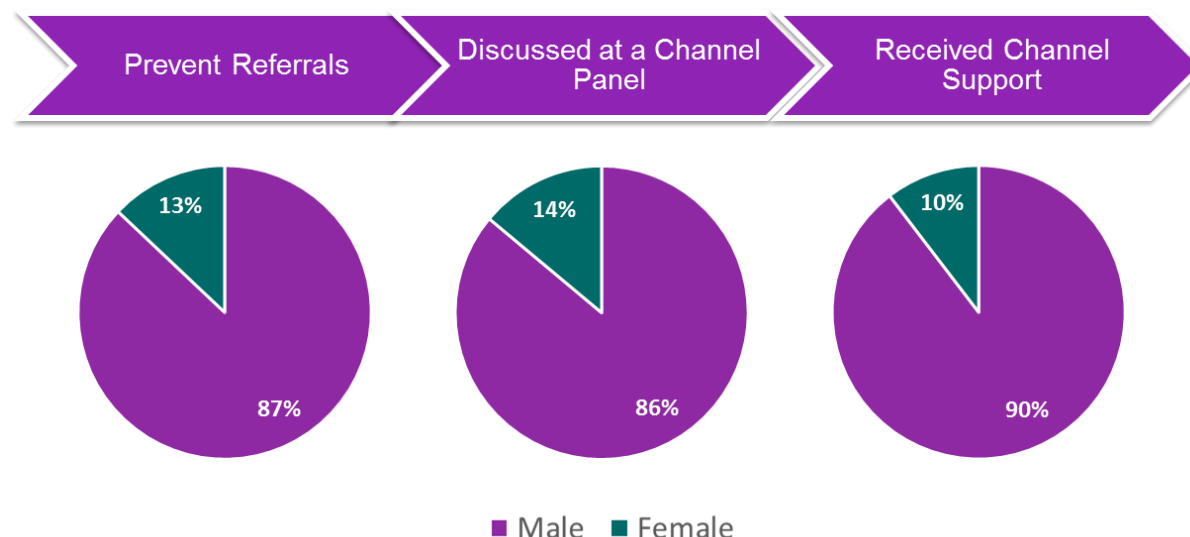
Individuals referred in 2017/18 from the education sector had the youngest median⁶ age (14) whereas referrals from the health sector had the oldest median age (29). Median ages for other sectors of referral were as follows: Local authority (17), Friends and Family (22), Police (24), Community (28), HMPPS (27), Other (23), Unspecified (19).

⁶ 'Median' refers to the value lying at the midpoint of an ordered data set.

4.3 Gender

In 2017/18, of the 7,318 individuals referred, the majority were male (6,356; 87%). Males also made up the majority of the 1,314 individuals discussed at a Channel panel (1,130; 86%) and the 394 individuals that received Channel support (353; 90%).

Figure 4.2: Gender of those referred, discussed at a Channel panel and who received Channel support, 2017/18



Source: Table [D.02](#), *Home Office*

Notes: The 'Other' and 'Unspecified' gender categories each made up less than 1% of referrals and Panel discussions. No individuals in these categories received Channel Support.

4.4 Type of Concern

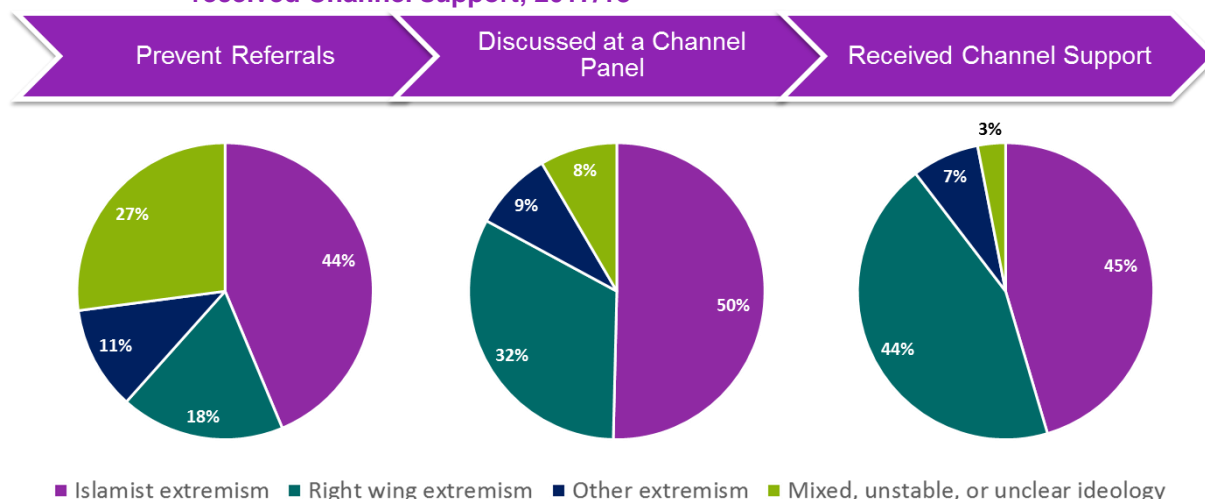
In 2017/18, of the 7,318 individuals referred, 3,197 (44%) were referred for concerns related to Islamist extremism and 1,312 (18%) were referred for concerns related to right wing extremism.

Of the 1,314 individuals discussed at a Channel Panel, 662 (50%) were referred for concerns related to Islamist extremism and 427 (32%) were referred for concerns related to right wing extremism.

Of the 394 individuals who received channel support, 179 (45%) were referred for concerns related to Islamist extremism and 174 (44%) were referred for concerns related to right wing extremism.

Individuals discussed at a Channel panel with concerns related to right wing extremism were proportionately more likely to receive Channel support (174 of 427; 41%) than those with concerns related to Islamist extremism (179 of 662; 27%).

For the first time a similar number of individuals have received Channel support for concerns relating to Islamist and right wing extremism.

Figure 4.3⁷: Type of concern of those referred, discussed at a Channel panel and who received Channel support, 2017/18

Source: Table [D.03](#), *Home Office*

Age by Type of Concern

Of the 3,197 individuals referred for concerns related to Islamist extremism, the age category⁸ with the largest proportion of referrals were those aged under 15 (841; 26%). Of the 1,312 referred for concerns related to right wing extremism, the largest proportion were aged 15 to 20 (464; 35%).

Of the 662 individuals discussed at a Channel panel for concerns related to Islamist extremism, the largest proportion were aged 15 to 20 (196; 30%). This was also the case for the 427 individuals discussed at a Channel panel for concerns related to right wing extremism (176; 41% aged 15 to 20).

Of the 179 individuals who received Channel support for concerns related to Islamist extremism, the largest proportion were aged under 15 (59; 33%). Of the 174 individuals who received Channel support for concerns related to right wing extremism, the largest proportion were aged 15 to 20 (73; 42%).

Gender by Type of Concern

Referrals for concerns related to right wing extremism were proportionately more likely to involve males compared to those related to Islamist extremism. Of the 3,197 individuals referred for concerns related to Islamist extremism 2,628 (82%) were male, whereas of the 1,312 referred for concerns related to right wing extremism, 1,218 were male (93%).

The same picture was seen for the 662 individuals discussed at a Channel panel for concerns related to Islamist extremism (518; 78% male), compared to the 427 individuals discussed at a Channel panel for concerns related to right wing extremism (405; 95% male).

Again, of the 179 individuals who received Channel support for concerns related to Islamist extremism, 146 were male (82%), whereas of the 174 individuals who received Channel support for concerns related to right wing extremism, 166 were male (95%).

4.5 Region

In 2017/18, of the 7,318 individuals referred, the largest proportion was from London (1,660; 23%), followed by the North East (1,223; 17%) and North West regions (1,063; 15%).

The largest proportion of the 1,314 individuals discussed at a panel in 2017/18 was from London (262; 20%) followed by the West Midlands region (248; 19%). Of the 394 individuals receiving Channel

⁷ Percentages may not add up to 100 due to rounding

⁸ The age categories used in this publication are 'Under 15', '15 to 20', '21 to 30', '31 to 40', '41 to 50', '51 to 60' '61+' and 'Unspecified'.

support, the largest proportion was from the North West region (83; 21%), closely followed by the West Midlands region (81; 21%).

Figure 4.4⁹: Regional distribution of those referred, discussed at a Channel panel and who received Channel support, 2017/18

Region	Prevent Referrals		Discussed at a Channel Panel		Received Channel Support	
	Number	Proportion	Number	Proportion	Number	Proportion
East	457	6%	119	9%	23	6%
East Midlands	686	9%	195	15%	36	9%
London	1,660	23%	262	20%	27	7%
North East	1,223	17%	129	10%	33	8%
North West	1,063	15%	163	12%	83	21%
South East	765	10%	125	10%	64	16%
South West	469	6%	42	3%	27	7%
Wales	353	5%	31	2%	20	5%
West Midlands	642	9%	248	19%	81	21%
Total	7,318	100%	1,314	100%	394	100%

Source: Table [D.04](#), *Home Office*

Region by Type of Concern

Of the 3,197 individuals referred for concerns related to Islamist extremism, the largest proportion was from London (962; 30%) whereas of the 1,312 individuals referred for concerns related to right wing extremism, the largest proportion was from the North East (249; 19%).

Of the 662 individuals discussed at a Channel panel for concerns related to Islamist extremism, the largest proportion was from London (189; 29%), whereas of the 427 individuals discussed at a Channel panel for concerns related to right wing extremism, the largest population was from the West Midlands (75; 18%).

Of the 179 individuals who received Channel support for concerns related to Islamist extremism, the largest proportion was in the North West (47; 26%), whereas of the 174 individuals who received Channel support for concerns related to right wing extremism, the largest proportion was from the West Midlands (32; 18%).

⁹ Percentages may not add up to 100 due to rounding

5 Additional points of interest

5.1 Key comparisons between 2016/17 and 2017/18

In 2017/18, 7,318 individuals were referred to Prevent, a 20% increase in comparison to 2016/17 (6,093).

- Compared to 2016/17, there was a 15% increase in the number of individuals that were deemed suitable through a preliminary assessment to be discussed at a Channel panel in 2017/18 (1,314 compared to 1,146).
- In 2017/18, 394 individuals received Channel support following a Channel panel, a 19% increase in comparison with 2016/17 (332).

There was a 36% increase in the number of referrals for concerns related to right wing extremism in 2017/18 (1,312) when compared with 2016/17 (968), continuing the upward trend seen since 2015/16. Referrals for concerns related to Islamist extremism decreased by 14% over the same time (2016/17, 3,704; 2017/18, 3,197), continuing the downward trend seen since 2015/16.

- The number of panel discussions regarding concerns related to right wing extremism has increased by 58%, from 271 in 2016/2017 to 427 in 2017/18. Similarly, the number of individuals receiving Channel support for concerns related to right wing extremism has also increased over the same period by 40% (2016/17, 124; 2017/18, 174). Both of these increases continue the upward trends seen since 2015/16.
- Meanwhile, the number of individuals receiving support for concerns related to Islamist extremism has remained more stable, with a 3% decrease between 2016/17 (184) and 2017/18 (179).

In 2017/18, the North West was the only region that saw consistently high increases across the number of referrals (43%), panel discussions (75%), and individuals receiving channel support (277%; 2016/17, 22; 2017/18, 83) compared to the previous year.

5.2 Outcomes assigned to 2015/16 and 2016/17 open cases

On March 27 2018, the Home Office published statistics on the number of individuals referred to and supported through the Prevent programme in England and Wales from April 2016 to March 2017. At the date of data provision (28 February 2018), 12% of individuals (40) who received Channel support were still receiving support¹⁰. The publication also provided an update on the individuals still receiving support from the 2015/16 financial year, which had reduced from 16 to nine¹¹.

An update on the status of these cases has been provided in table C.02 in Annex B. This reflects cases that have subsequently closed since the previous publication.

¹⁰ Of the 40 cases from 2016/17, seven remain open and continue to receive Channel support, and 33 have now left the process. Of those that have left the Channel process, 24 have left with no further terrorism-related concerns and four of the cases withdrew from the Channel process. It has since been confirmed that the five remaining cases did not receive Channel support, with two cases closed prior to being discussed at panel, and three cases closed following the panel discussion.

¹¹ Of the nine cases from 2015/16, five remain open and continue to receive Channel support, and four have now left the process. Of those that have left the Channel process, one has left with no further terrorism-related concerns and one withdrew from the Channel process. It has since been confirmed that the two remaining cases did not receive channel support and were closed following the panel discussion.

Statistical Bulletins are prepared by staff in Home Office Statistics under the National Statistics Code of Practice and can be downloaded from GOV.UK:

<https://www.gov.uk/government/organisations/home-office/about/statistics>

ISBN: 978-1-78655-759-9

ISSN: 1759-7005



© Crown copyright 2018

This publication is licensed under the terms of the Open Government Licence v3.0 except where otherwise stated. To view this licence, visit nationalarchives.gov.uk/doc/open-government-licence/version/3 or write to the Information Policy Team, The National Archives, Kew, London TW9 4DU, or email: psi@nationalarchives.gsi.gov.uk.

Where we have identified any third party copyright information you will need to obtain permission from the copyright holders concerned.